

## Semester Credit Hours by School/College

| School/College                   | 2010      | 2009      | 2008      | 2007      | 2006      |
|----------------------------------|-----------|-----------|-----------|-----------|-----------|
| SCH Total                        | SCH Total | SCH Total | SCH Total | SCH Total | SCH Total |
| <b>Meadows (Fine Arts)</b>       | 15,004    | 15,715    | 16,185    | 16,225    | 16,514    |
| <b>Cox (Business)</b>            | 21,354    | 20,889    | 19,771    | 19,418    | 19,708    |
| <b>Dedman (Arts and Science)</b> | 55,762    | 55,621    | 57,415    | 56,962    | 60,256    |
| <b>Lyle (Engineering)</b>        | 13,044    | 13,213    | 12,877    | 12,549    | 12,830    |

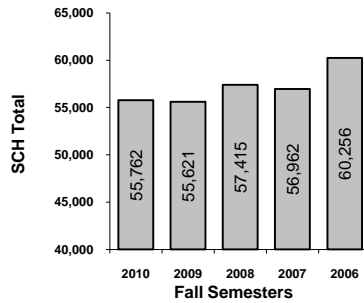
Source: Registrar Report "Credit Hours Produced by School and Level of Instruction"

<sup>1</sup> Effective Spring 2003 Education courses were counted separately

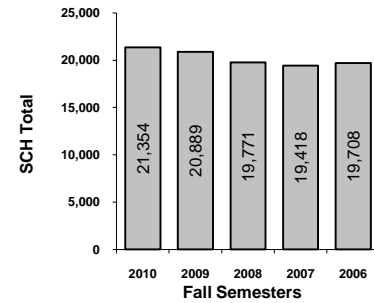
<sup>1</sup> Effective Fall 2003 Graduate Bilingual Education courses previously counted in Dedman moved to Education

<sup>2</sup> In Fall 2006 MLA was combined with Education

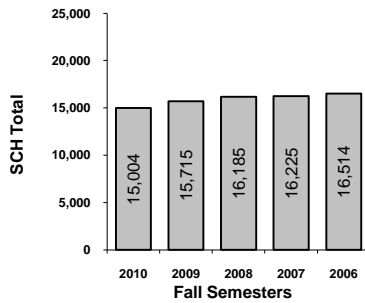
**Dedman (Arts and Science)**



**Cox (Business)**



**Meadows (Fine Arts)**



**Lyle (Engineering)**

